

ANGEL WINGS

By Angie Matte

I wanted to do angel wings because you can add them to an animal portrait or do them by themselves. So many people have their favorite dog or cat that has passed and want a portrait. The angel wings are a nice fit for that. But in the past, I have done angel wings on a giraffe and a frog.

So draw or trace the angel wings you want to do. For this demo, I am doing this male angel with his head bowed sitting on a piece of wood. I am going to show you black angel wings as I think they will be easier to see on this zoom demo. I have provided pictures of my angel I did in white/pink/gray and blue background. You need the blue background so that the white of the wing will show up.

First Fire .017

So for black angel wings, I did a sky blue fire first. So the wing is slightly folded over and the section closest to the body, is like cotton balls. So I use a berry brush or cats tongue brush to make the circular shapes.

I then use a square shader $\frac{1}{2}$ " and start from the shortest feather to the longest turning the piece upside down. That way as you lay the feathers in, they are layered in order giving the appearance of one on top of another. After I lay all the feathers in, I go back and give them a spine with a fine point wipe out tool. If you are painting big feathers, then I would also wipe out each side of the spine. I also do this around the cotton balls for the first fire.

Where the feather is folded over, I do this similar to how you do a leaf folded over. The folded part is a little lighter as it is on top. Underneath the fold, it is darker.

Second Fire .017




I repeat everything using black this time. It looks great where some of the blue shows through.

You can then do gold pen work over the black to define feathers as a cool effect.

More Ideas

I have painted Mother of Pearl on as a first fire. Make sure to drag you brush where the feathers are. The MOP fires showing those brush strokes and then on the 2nd fire, create shadows with any color you li






Start with 'C' Shape

Add Curve

Add Feathers



'C' Shape
In Flight



AMH 6/11